

# Youth Tobacco Use

*in California 2020*



**10%**  
of High School  
students  
used  
tobacco  
products



**.5%**  
used big cigars



**.6%**  
used smokeless  
tobacco



**8%**  
used vapes



**1.2%**  
used cigarettes



**.6%**  
used  
hookah

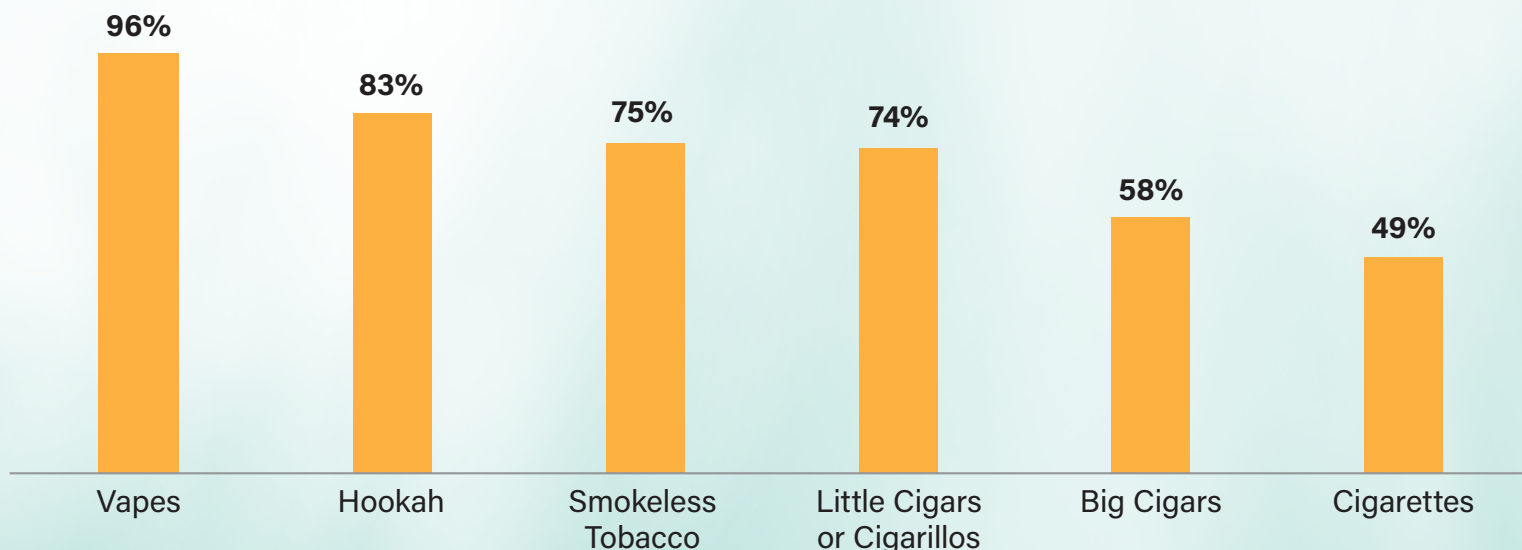


**2%**  
used little  
cigars or  
cigarillos



**.2%** used heated  
tobacco

## Flavored Tobacco Product Use Among Current Users of the Product



## Cessation

**48%**

of current  
cigarette  
users  
tried to  
quit in the  
past year

**55%**

of current  
vape users  
tried to  
quit in the  
past year

**42%**

of current  
little cigar or  
cigarillo users  
tried to quit in  
the past year

**36%**

of current  
cigarette  
users plan  
to quit in  
the next 6  
months

**48%**

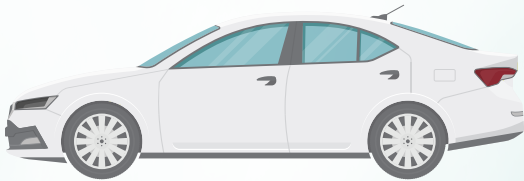
of current  
vape users  
plan to quit  
in the next  
6 months

**30%**

of current  
little cigar or  
cigarillo users  
plan to quit  
in the next 6  
months

## Secondhand Smoke Exposure

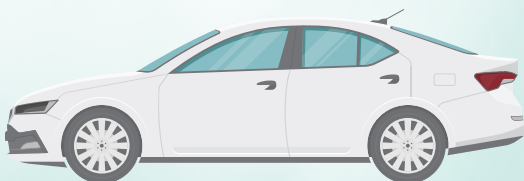
**16%** of high school students  
were exposed to vapor  
smoke in a car.



**25%**  
of high school  
students were  
exposed to  
vapor smoke  
in a room.



**7%** of high school students  
were exposed to  
tobacco smoke in a car.



**9%**  
of high school  
students were  
exposed to  
tobacco smoke  
in a room.

